

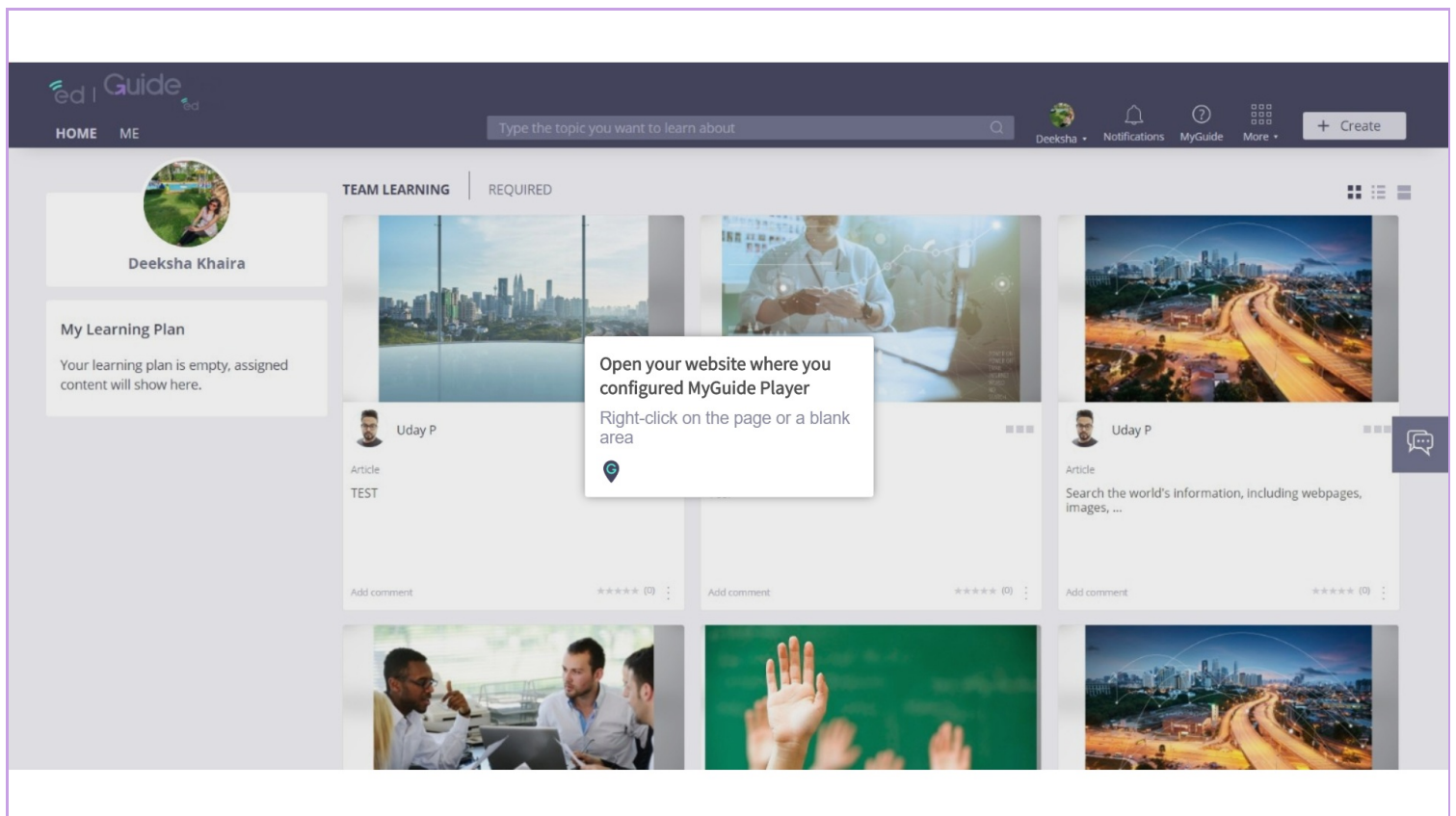


## How to Check Allowed Domains

## Step: 01

# Open your website where you configured MyGuide Player

Right-click on the page or a blank area



## Step: 02

Choose Inspect from the popup menu

The screenshot displays the Ed | Guide website interface. At the top, there is a navigation bar with the logo, user name 'Deeksha', and various utility icons. Below the navigation bar, the user profile for 'Deeksha Khaira' is visible on the left. The main content area is titled 'TEAM LEARNING' and 'REQUIRED', showing a grid of content cards. A context menu is open over one of the cards, listing various browser actions. The 'Inspect' option is highlighted with a red border. A callout box with the text 'Choose Inspect from the popup menu' points to the 'Inspect' option.

Ed | Guide

HOME ME

Type the topic you want to learn about

Deeksha Notifications MyGuide More + Create

Deeksha Khaira

My Learning Plan

Your learning plan is empty, assigned content will show here.

TEAM LEARNING REQUIRED

Uday P

Article

Uday P

Image

Tesr

Uday P

Article

Search the world's information, including webpages, images, ...

Back Alt+Left Arrow

Forward Alt+Right Arrow

Reload Ctrl+R

Save as... Ctrl+S

Print... Ctrl+P

Cast...

Translate to English

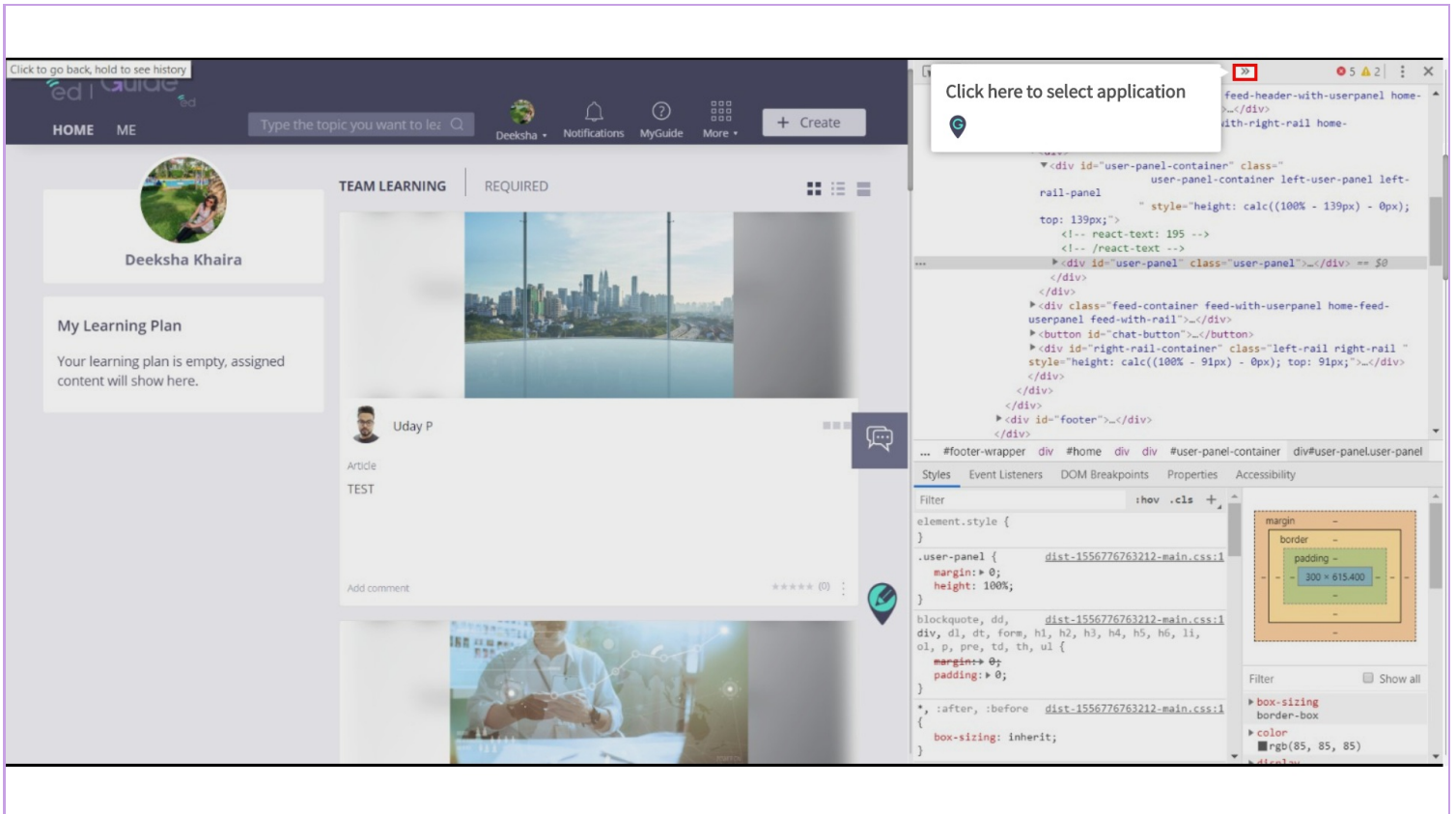
View page source

Inspect

Choose Inspect from the popup menu

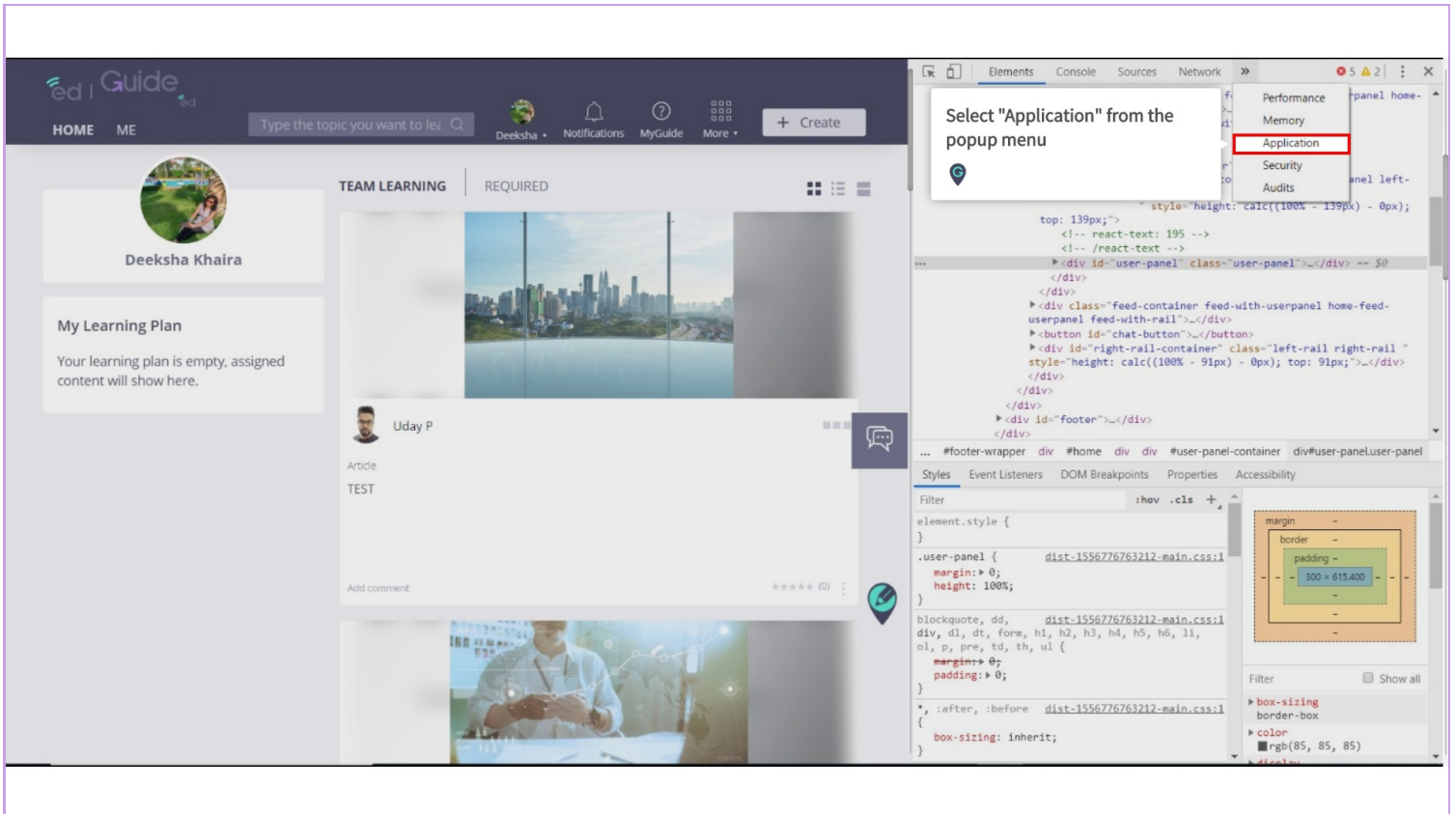
# Step: 03

Click here to select application



# Step: 04

Select "Application" from the popup menu



# Step: 05

Inside "Local Storage", select <https://cdn.guideme.io>

The screenshot displays a web application interface on the left and its developer tools on the right. The web application shows a user profile for 'Deeksha Khaira' and a 'TEAM LEARNING' section. The developer tools 'Application' tab is open, showing 'Local Storage' with a list of domains. The domain 'https://cdn.guideme.io' is highlighted in red. A callout box points to this entry with the text: 'Inside "Local Storage", select https://cdn.guideme.io'.

Key	Value
activeAppId_time	1556968342326
orgSettings	{\"popupDesign\":...}
lastSsoRedirectTime	\"\"
activeTab	All Guides
user	{\"user_id\":\"2707\",\"f...
cdnSignature	{\"st=2019-05-03T...
analytics_payload	null
applicationData	{\"app454\":{\"applic...
lastSsoRedirectTim...	1556968341172
analytics_payload_t...	1556968285617
orgDomainDetails	{\"domains\":{\"edcas...
breadCrumblItems	{\"type\":\"start\",\"titl...
breadCrumblItems_...	1556968342638
currentLXPHost	guideme.edcast.com
applicationData_ti...	1556968342326
Web SQL	{\"registerClientId\":...
analyticsSecrets	1556881003361
storageSyncTime	1556968343447
categories_time	1556968342610
orgSettings_time	/all_guides
activeView	storageSyncTime_ti...
storageSyncTime_ti...	1556967403361
orgDomainDetails_...	1556968341175
user_time	1556968342609
categories	{\"cat_5733\":{\"categ...

# Step: 06

Select "users" from key column

The screenshot displays a web application interface on the left and a browser's Application tab on the right. The web application shows a user profile for 'Deeksha Khaira' and a 'TEAM LEARNING' section with a 'REQUIRED' filter. The browser's Application tab is open, showing a list of keys and values. A red box highlights the 'user' key, and a callout box says 'Select "users" from key column'.

Key	Value
activeAppId_time	1556968342326
orgSettings	{\"type\":\"classic\",...}
lastSsoRedirectTime	
activeTab	
cdnSignature	
analytics_payload	
applicationData	{\"app454\":{\"application_id\":\"454\",orga...
lastSsoRedirectTime_time	1556968341172
analytics_payload_time	1556968285617
orgDomainDetails	{\"domains\":[\"edcast.eu\"],\"time\":155688...
breadCrumbltems	[{\"type\":\"start\",\"title\":\"All Guides\",rout...
breadCrumbltems_time	1556968342638
currentLXPHost	guideme.edcast.com
applicationData_time	1556968342326
analyticsSecrets	[\"registerClientId\":\"5d8222f57af7c955...
storageSyncTime	1556881003361
categories_time	1556968343447
orgSettings_time	1556968342610
activeView	/all_guides
storageSyncTime_time	1556967403361
orgDomainDetails_time	1556968341175
user_time	1556968342609
categories	[\"cat_5733\":{\"category_id\":\"5733\",user...

# Step: 07

- 1) Scroll down to organization section and click on drop down button to see allowed domains
- 2)

The screenshot displays the Ed | Guide user interface and its developer tools. The user interface shows a profile for Deeksha Khaira and a 'My Learning Plan' section. The developer tools 'Application' tab is open, showing a list of keys and values for the application. A callout box points to the 'domains' field in the application data, which is highlighted in red.

Key	Value
activeAppId_time	1556968342326
orgSettings	"(\\"popupDesign\\":{\\"type\\":\\"classic\\",\\"...
lastSsoRedirectTime	--
activeTab	All Guides
Local Storage	
cdnSignature	{\\"user_id\\":\\"2707\\",\\"first_name\\":\\"anonym...
analytics_payload	null
applicationData	{\\"app:454\\":{\\"application_id\\":\\"454\\",\\"orga...
lastSsoRedirectTime_time	1556968341172
analytics_payload_time	1556968285617
orgDomainDetails	{\\"domains\\":{\\"edcastLeu\\"},\\"time\\":155688...
breadCrumbltems	{\\"type\\":\\"start\\",\\"title\\":\\"All Guides\\",\\"rout...
breadCrumbltems_time	1556968342638
currentLXPHost	guideme.edcast.com
applicationData_time	1556968342326
analyticsSecrets	{\\"registerClientId\\":\\"5d82222f57af7c955...
storageSyncTime	1556881003361

Scroll down to organization section and click on drop down button to see allowed domains

```
{\\"organization_id\\":\\"1168\\",\\"name\\":\\"Deloitte\\",\\"about\\":\\"LXP: Becurious\\",\n  \"admin_settings\\":{\\"language_settings\\":{\\"default\\":{\\"language\\":\\"...\\",\n    \"bucket\\":\\"organization-v3-1168\\",\n    \"creation_date\\":\\"1541428012\\"},\n  \"domains\\":\\"edcast.eu\\"},\n  \"image_id\\":\\"69350\\",\n  \"image_path\\":\\"organization-v3-1168/image/_5be0532ccc182_1541428...\\",\n  \"image_url\\":\\"https://cdn.guideme.io/organization-v3-1168/image/_...\\",\n  \"is_active\\":\\"1\\"}
```



# Thank You!

[myguide.org](https://myguide.org)