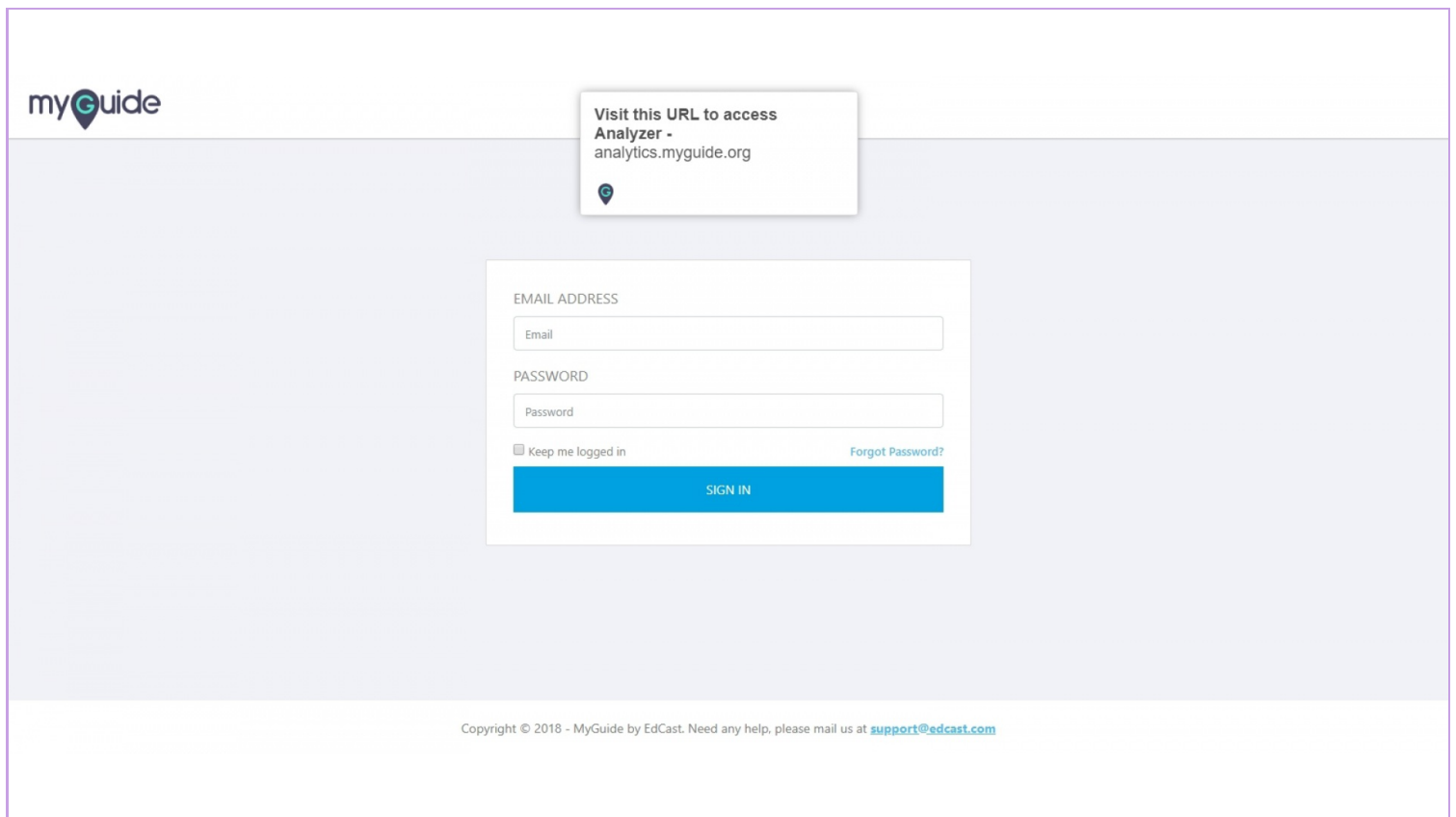




How to view Insights for Guide Summary

Step: 01

Visit this URL to access Analyzer -
analytics.myguide.org



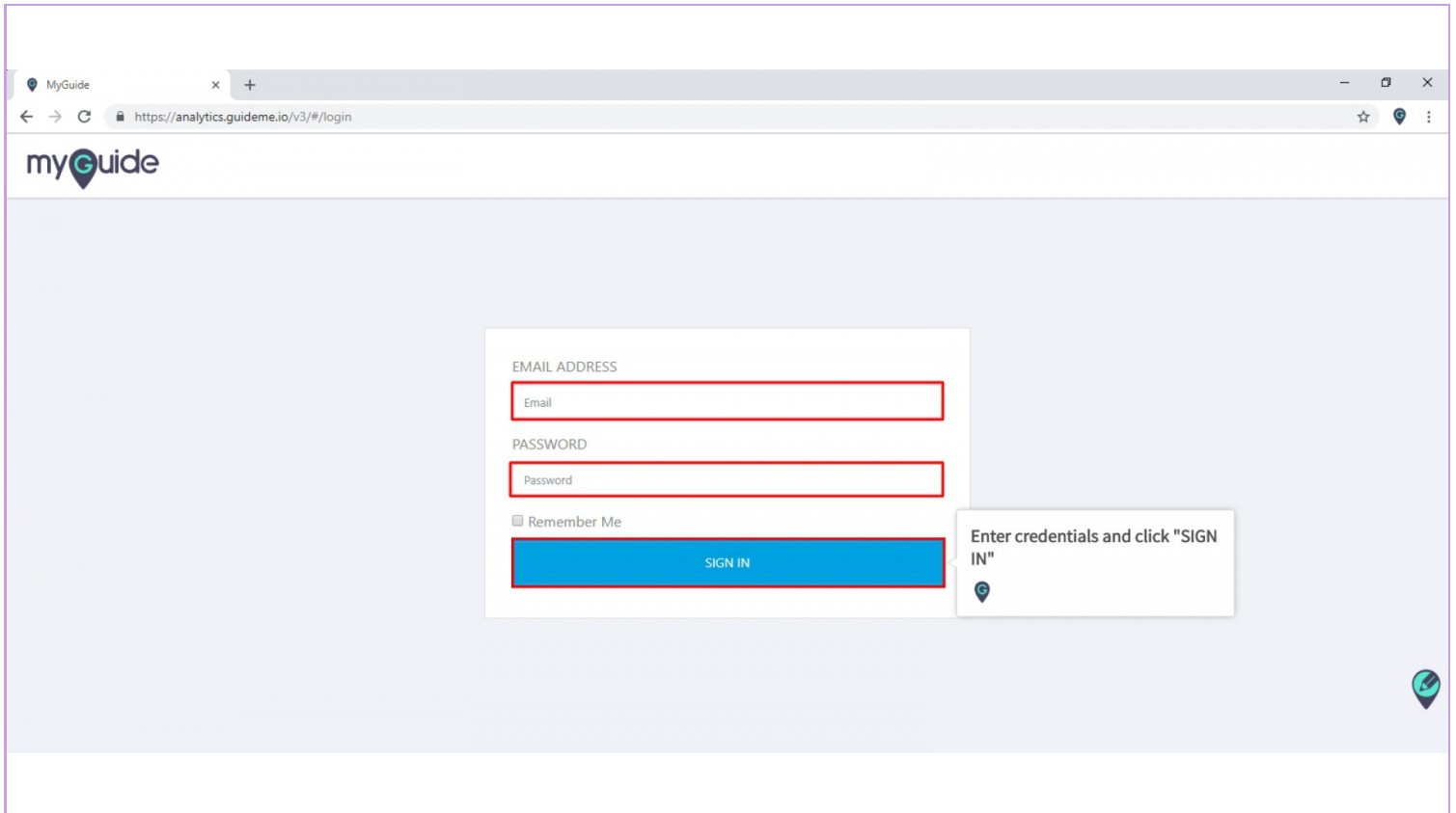
The screenshot shows the login interface for the myGuide Analyzer. In the top left corner is the myGuide logo. A central callout box contains the text: "Visit this URL to access Analyzer - analytics.myguide.org" with a location pin icon below it. The main login form is centered and includes the following elements:

- EMAIL ADDRESS:** A text input field with the placeholder text "Email".
- PASSWORD:** A text input field with the placeholder text "Password".
- Keep me logged in
- [Forgot Password?](#)
- SIGN IN:** A blue button.

At the bottom of the page, the copyright notice reads: "Copyright © 2018 - MyGuide by EdCast. Need any help, please mail us at support@edcast.com".

Step: 02

Enter credentials and click "SIGN IN"



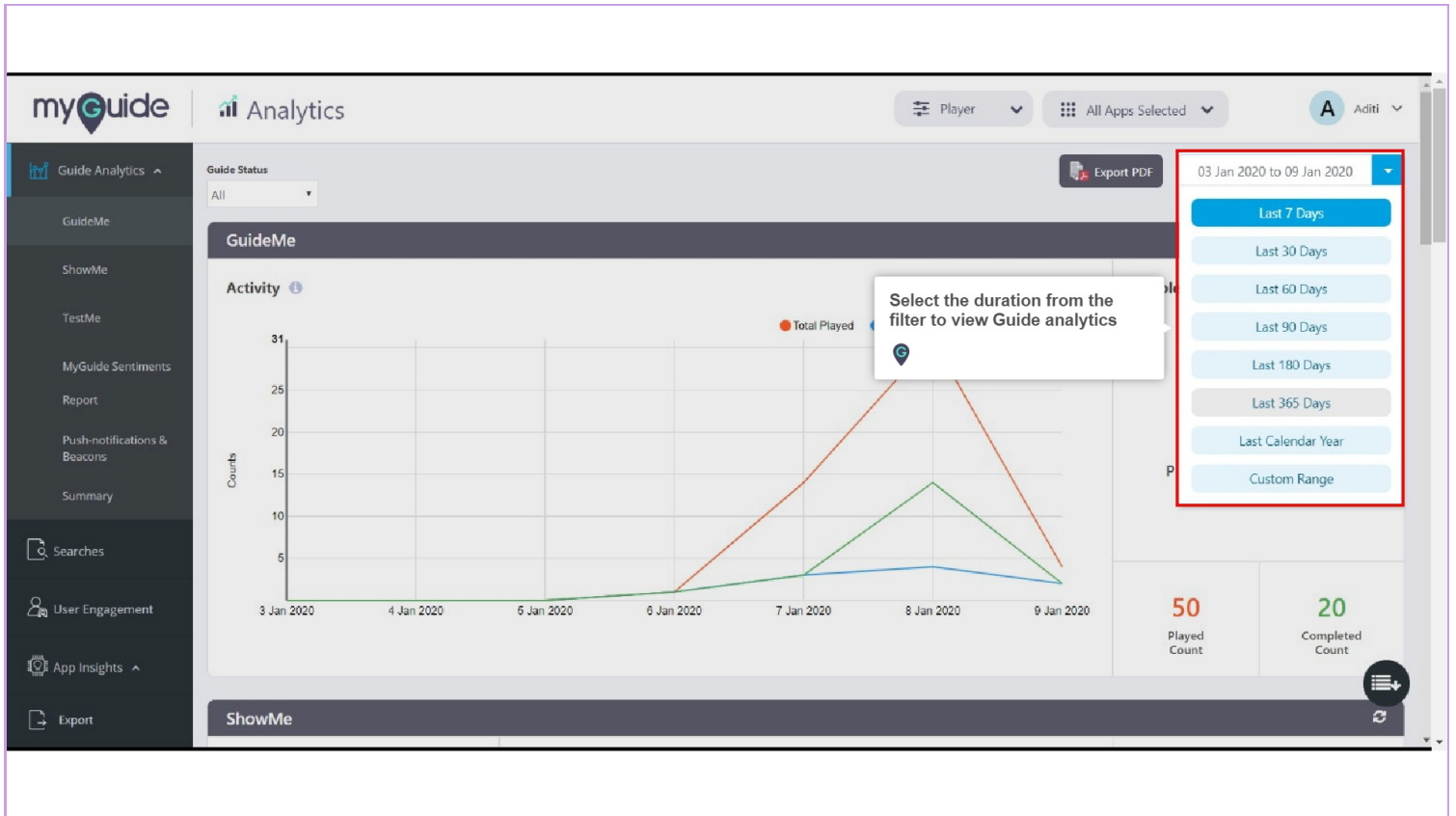
The screenshot shows a web browser window with the URL <https://analytics.guideme.io/v3/#/login>. The page features the myGuide logo in the top left corner. The main content area contains a login form with the following elements:

- EMAIL ADDRESS:** A text input field with the placeholder text "Email".
- PASSWORD:** A text input field with the placeholder text "Password".
- Remember Me
- SIGN IN:** A blue button with white text.

A callout box on the right side of the form contains the text "Enter credentials and click 'SIGN IN'" and a small location pin icon.

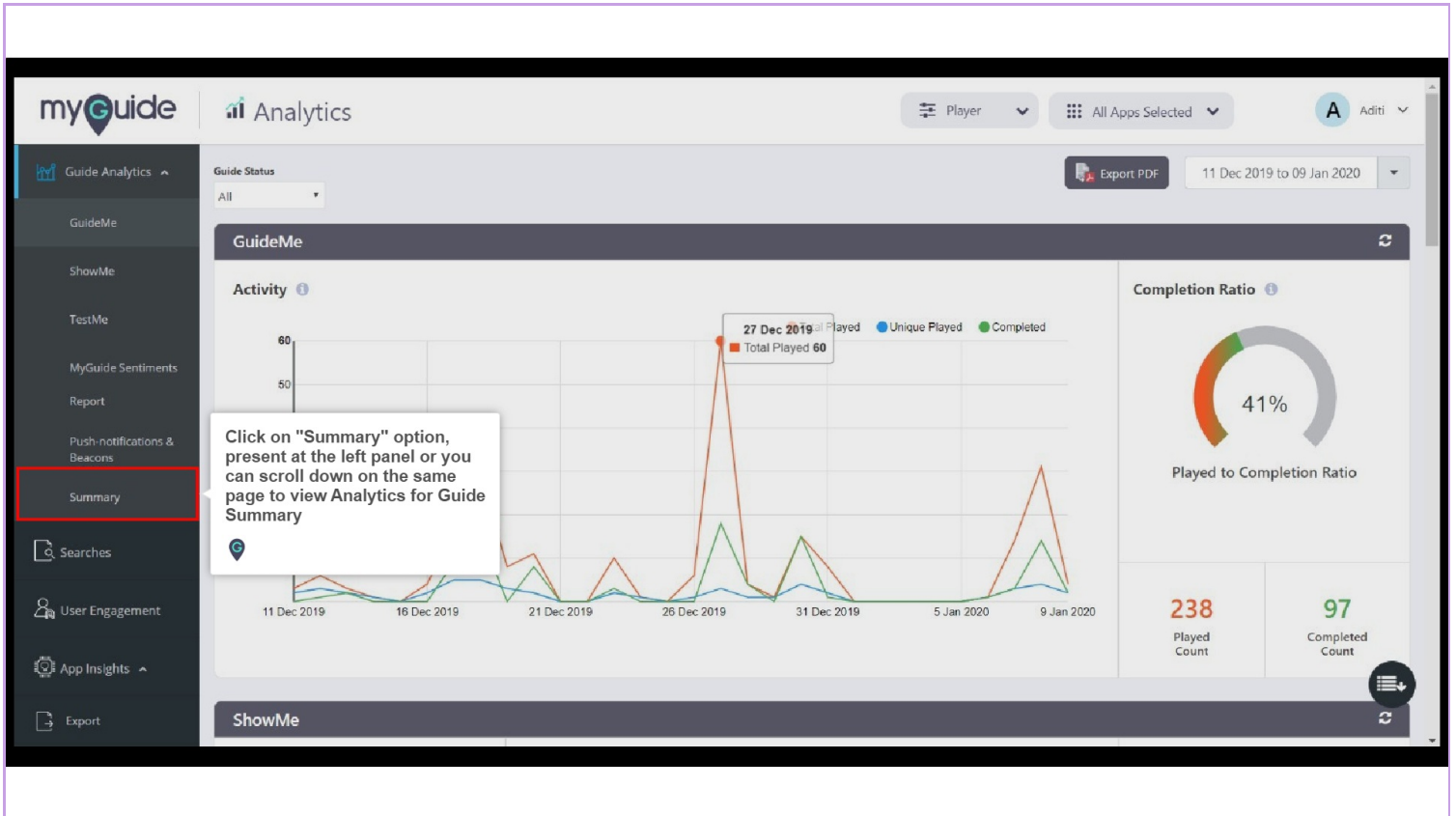
Step: 03

Select the duration from the filter to view Guide analytics



Step: 04

Click on "Summary" option, present at the left panel or you can scroll down on the same page to view Analytics for Guide Summary



Step: 05

Summary

A table representing activity count per unique guide

You can download this data from here

The screenshot displays the 'myGuide Analytics' interface. A sidebar on the left contains navigation options: Guide Analytics, GuideMe, ShowMe, TestMe, MyGuide Sentiments, Report, Push-notifications & Beacons, Summary, Searches, User Engagement, App Insights, and Export. The main content area is titled 'Summary' and includes a 'Guide Summary' section with a 'Show 5 entries' dropdown and an 'Export' button. A table lists guides with columns for Guide Name, Guide Played, ShowMe Played, TestMe Played, and MyGuide Sentiments. The table contains five rows of data, with one row highlighted in red. A tooltip above the table explains the summary, and another tooltip points to the 'Export' button.

| Guide Name | Guide Played | ShowMe Played | TestMe Played | MyGuide Sentiments |
|--|--------------|---------------|---------------|--------------------|
| How to delete Contacts in Gmail (Published) | 49 | 0 | 0 | 0 |
| How to Label Opportunity in Lightning (What-Who-Why) (Published) | 21 | 1 | 0 | 0 |
| How to delete Contacts in Gmail (Deleted) | 15 | 0 | 0 | 0 |
| Search on Google (Unpublished) | 15 | 0 | 0 | 0 |
| SFDC Quick Trick and Tip #1: How to Add Social Accounts to Your... (Published) | 13 | 2 | 0 | 0 |

Thank You!

myguide.org